

C9530-001.61q

Number: C9530-001
Passing Score: 800
Time Limit: 120 min
File Version: 1.0

IBM C9530-001

IBM Integration Bus v10.0, Solution Development

Exam A

QUESTION 1

What is the first step in creating an IBM Integration Bus (IIB) based pattern?

- A. Every new application may require a pattern. So start with creating a pattern project.
- B. Identify an exemplar project and the variants to be replaced in the generated instance.
- C. Create a Java class that may be used in the pattern generation for changing the default behavior.
- D. Investigate how to create eclipse plugin since the IIB patterns are built as eclipse plugins for the toolkit.

Correct Answer: B

Section: (none)

Explanation

Explanation/Reference:

Explanation:

The three stages of creating a user-defined pattern are performed by the IBM Integration Bus developer, the pattern author, and the pattern user.

1. The IBM Integration Bus developer develops the exemplar. The exemplar is fundamental to the pattern authoring process. It assumes that the exemplar is the starting point for a pattern. Some modifications might be required to the exemplar to prepare it for pattern authoring.
2. The pattern author creates a pattern plug-in from the exemplar.
3. The pattern user receives a user-defined pattern, customizes it, and uses it in accordance with the requirements of the organization.

References: https://www.ibm.com/support/knowledgecenter/en/SSMKHH_9.0.0/com.ibm.etools.mft.doc/bc68380_.htm

QUESTION 2

How can WebSphere Service Registry & Repository (WSRR) information be pre-loaded into the IBM Integration BUS (IIB) cache before sending any messages to the message flow?

- A. By subscribing to WSRR notifications.
- B. Adding predefinedCacheQueries to a custom policy within WSRR.
- C. By using the predefinedCacheQueries parameter in the Configurable Services for the broker.
- D. WSRR data cannot be loaded into the IBB cache without sending a message that accesses the WSRR node.

Correct Answer: C

Section: (none)

Explanation

Explanation/Reference:

Explanation:

Enabling cache preloading

After the query file is created and placed on the server, configure the broker to use the text file at execution group start up. The change properties command will be used to achieve this and is accomplished by running the following command:

Command to enable preloading of the WSRR cache from file

```
mqschangeproperties <broker_name> -c ServiceRegistries -p  
"<wsrr_query_text_file>" -o DefaultWSRR -n predefinedCacheQueries
```

Replace <broker_name> with the name of the broker that is being used. Replace <wsrr_query_text_file> with the absolute file path location and name of the query file.

References: https://www.ibm.com/developerworks/websphere/library/techarticles/1404_smithson7/1404_smithson7.html

QUESTION 3

Which statement about the Cloned node is true?

- A. The Cloned node can be used to create reusable templates for Mapping node.
- B. The Cloned node can be used to create reusable templates for .NetInput node.
- C. The Cloned node can be used to create reusable templates for XSLTransform node.
- D. A new Cloned node can be used selected from a palette drawer and be assigned properties.

Correct Answer: B

Section: (none)

Explanation

Explanation/Reference:

Explanation:

Cloning a .NETInput node

You can reproduce parameters and attributes that you customized for a .NETInput node by creating a Cloned node from it. The Cloned node has no special properties of its own, and cannot be created from the palette drawer. You can create it only from an existing, configured .NETInput node. You must have administrator privileges to be able to create a Cloned node.

References: https://www.ibm.com/support/knowledgecenter/en/SSMKHH_9.0.0/com.ibm.etools.mft.doc/bc16290_.htm

QUESTION 4

When using the set of aggregation nodes, how does a developer tie the fan-out flow with the fan-in flow when it is included within the same message flow?

- A. No properties need to be set, since the fan-out and fan-in flows are in the same messages flow.
- B. Set the Aggregate Name property of the AggregateReply Node to the same value that you set for the Aggregate Name property in the corresponding Collector Node.
- C. Set the Aggregate Name property of the AggregateReply Node to the same value that you set for the Aggregate Name property in the corresponding

AggregateControl Node.

- D. Set the Aggregate Name property of the AggregateReply Node to the same value that you set for the Aggregate Name property on each of the corresponding AggregateRequest Nodes in the fan-out flow.

Correct Answer: C

Section: (none)

Explanation

Explanation/Reference:

Explanation:

Set the Aggregate Name property of the AggregateReply node to the same value that you set for the Aggregate Name property in the corresponding AggregateControl node in the fan-out flow.

References: https://www.ibm.com/support/knowledgecenter/en/SSMKHH_9.0.0/com.ibm.etools.mft.doc/ac12311_.htm

QUESTION 5

Which tool allows a configurable service to be imported and exported between systems?

- A. Broker Explorer
- B. Web User interface
- C. IBM Integration Toolkit
- D. IBM Integration Explorer

Correct Answer: D

Section: (none)

Explanation

Explanation/Reference:

Use the IBM Integration Explorer to export a configurable service to use on another integration node (broker).

References: https://www.ibm.com/support/knowledgecenter/en/SSMKHH_9.0.0/com.ibm.etools.mft.doc/be10390_.htm

QUESTION 6

A message flow reads messages from a queue Database Node fails to insert data in the table. If no error handling and rollback is implemented in the message flow, which of the following statements is true?

- A. The transaction is by default rolled back in a globally coordinated manner.
- B. The message fails the Input Node and cannot be propagated out of the Out terminal. The transaction is rolled back.
- C. The error is caught by the MQ Input Node and if the Catch terminal is not connected the message is rolled back into the queue.

D. The message flow rolls back the database transaction but not the MQ transaction unless a XA coordinated transaction is configured.

Correct Answer: C

Section: (none)

Explanation

Explanation/Reference:

Explanation:

The MQInput node takes certain actions when handling errors with persistent and transactional messages. The node attempts retry processing when a transactional message is rolled back to the input queue. Non-transactional messages are not rolled back to the input queue when an exception occurs.

If the MQInput node has successfully propagated the message to the out terminal and an exception is thrown in the out flow, the message is returned to the MQInput node:

- If you have not connected the Catch terminal, the message is rolled back to the input queue. The MQInput node writes the error to the local error log and invokes the retry logic, described in Handling retry processing.
- If you have connected the Catch terminal, you are responsible for handling the error in the flow connected to the Catch terminal. The broker creates a new exception list to represent the error and this list is propagated to the Catch terminal as part of the message tree, but neither the MQInput node nor the broker provide any further failure processing.

References: https://www.ibm.com/support/knowledgecenter/SSMKHH_9.0.0/com.ibm.etools.mft.doc/ac00414_.htm

QUESTION 7

A developer creates a message flow that uses a DecisionService Node. Which command must the developer use before deploying the message flow?

- A. `mqsicvp`
- B. `mqsimode`
- C. `mqsichangebroker`
- D. `mqsichangeproperties`

Correct Answer: B

Section: (none)

Explanation

Explanation/Reference:

Explanation:

Before you deploy message flows that contain a DecisionService node, you must enable the mode extension by using the `mqsimode` command:
`mqsimode -x DecisionServices`

Incorrect Answers:

A: The `mqsicvp` command is run automatically when you start a broker by using the `mqsistart` command. The command checks that the broker environment is set up correctly. This checking has been enhanced to verify that the ODBC environment is configured correctly on Linux and UNIX systems.

References: https://www.ibm.com/support/knowledgecenter/en/SSMKHH_10.0.0/com.ibm.etools.mft.doc/bc23793_.htm

QUESTION 8

In the User Trace output shows the following message:

```
2016-04-12 16:17:18.242605 5344 UserTrace BIP2539I: Node
'Reply.MapToRequestor':
Evaluating expression ''I + 1''
at
('MapToRequestor.CopyMessageHeaders', '6.14'). This resolved to ''1 + 1''. The result was ''2''.
```

What does 6.14 indicate here?

- A. Line 6, Column 14 in the CopyMessageHeaders node.
- B. Line 14, Column 6 in CopyMessageHeaders node.
- C. Column 6, line 14 in the CopyMessageHeaders function of MapToRequestor.
- D. Line 6, Column 14 in the CopyMessageHeaders function of MapToRequestor.

Correct Answer: D

Section: (none)

Explanation

Explanation/Reference:

Explanation:

References such as '6.14' apply to the row and column number within a function that specify the location of the command that is being executed; in this case, row 6, column 14.

Example:

```
2005-07-12 16:17:18.242605 5344 UserTrace BIP2539I: Node 'Reply.MapToRequestor':
Evaluating expression ""I" at
('MapToRequestor.CopyMessageHeaders',
'6.12'). This resolved to "I". The
result was "1".
```

References: https://www.ibm.com/support/knowledgecenter/en/SSMKHH_9.0.0/com.ibm.etools.mft.doc/au14320_.htm

QUESTION 9

Which protocol for security is not supported by IBM Integration Bus?

- A. OAuth 2.0
- B. SAML assertion

- C. X.509 certificate
- D. User Id + Password

Correct Answer: A

Section: (none)

Explanation

Explanation/Reference:

Explanation:

Setting up message flow security

Set up security on a message flow to control access based on the identity of a message passing through the message flow.

You can configure the broker to perform end-to-end processing of an identity carried in a message through a message flow. Administrators can configure security at message flow level, controlling access based on the identity flowed in a message. This security mechanism is independent of both the transport and the message format.

- To work with an identity, you must configure the policy sets and bindings for the relevant capabilities:
- To work with a SAML assertion, configure the policy sets and bindings for SAML token capabilities.
- To work with an X.509 Certificate identity, configure the policy sets and bindings for X.509 certificate token capabilities.
- To work with a Username and Password identity, configure the policy sets and bindings for Username token capabilities.
- To work with an LTPA token, configure the policy sets and bindings for LTPA token capabilities.
- To work with a Kerberos ticket, configure the policy sets and bindings for Kerberos token capabilities.

References: https://www.ibm.com/support/knowledgecenter/en/SSMKHH_9.0.0/com.ibm.etools.mft.doc/ap04170_.htm

QUESTION 10

A developer is trying to investigate slow processing times with a specific message flow. What tool would be used to investigate this?

- A. Service trace
- B. Debug mode
- C. Resource Statistics
- D. Accounting and Statistics

Correct Answer: C

Section: (none)

Explanation

Explanation/Reference:

Explanation:

You can use the message flow statistics data to help you identify aspects of a message flow that might be reducing the performance of the flow, and to help you

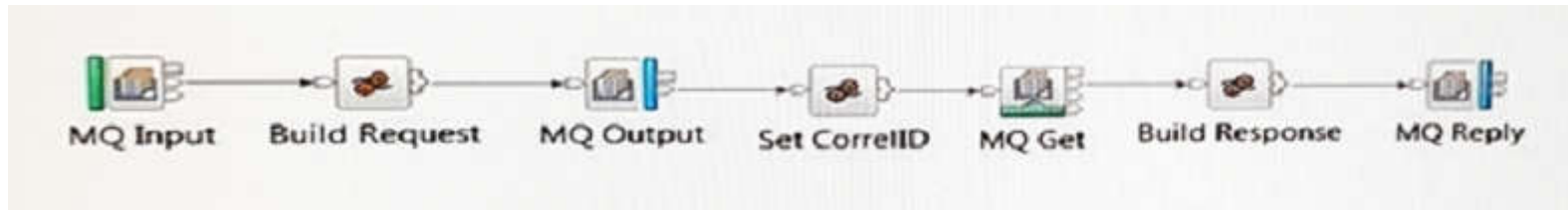
understand how you can optimize it.

If you detect that system resources are under pressure, you can examine the statistics collected by the broker to assess whether the cause of the concern is the use of those resources by processes in IBM Integration Bus.

References: https://www.ibm.com/support/knowledgecenter/en/SSMKHH_9.0.0/com.ibm.etools.mft.doc/bj43310.htm

QUESTION 11

A service interacts with a backend system which replies with a message correlation. When processing request/response messages from the backend, no messages were received by the flow.



Which may be the probable cause of failure?

- A. The transaction was set to automatic on the MQOutput Node.
- B. The developer should have used the MQInput Node instead of the MQGet Node.
- C. The Integration Node is configured in a MQ cluster for load balancing and the object descriptor is set to the ReplyToQueueManager.
- D. The backend request/reply message processing can only be accomplished by breaking up the flow into two flows.

Correct Answer: A

Section: (none)

Explanation

Explanation/Reference:

Explanation:

When you define an MQOutput node, the option that you select for the Transaction Mode property defines whether the message is written under sync point:

If you select Yes, the message is written under sync point (that is, within a WebSphere MQ unit of work).

If you select Automatic (the default), the message is written under sync point if the incoming input message is marked as persistent.

If you select No, the message is not written under sync point.

Incorrect Answers:

B: You can use an MQGet node anywhere in a message flow, unlike an MQInput node, which you can use only as the first node in a message flow.

References:

https://www.ibm.com/support/knowledgecenter/en/SSMKHH_9.0.0/com.ibm.etools.mft.doc/ac04570.htm
https://www.ibm.com/support/knowledgecenter/en/SSMKHH_9.0.0/com.ibm.etools.mft.doc/ac20806.htm

QUESTION 12

A developer plans to create two new message flows. Flow1 that uses TimeoutControl and TimeoutNotification nodes in Controlled mode, and Flow2 that uses only the TimeoutNotification node in Automatic mode.

The Integration Node is installed on a system without IBM MQ installed. What problems will the developer encounter?

- A. Flow1 will not deploy successfully. Flow2 will not deploy successfully.
- B. Flow1 will not deploy successfully. Flow2 will deploy and execute successfully.
- C. Flow1 will not deploy successfully. Flow2 will deploy successfully but will produce an error when execution is attempted.
- D. Flow1 will deploy successfully but produce an error when execution is attempted. Flow2 will deploy and execute successfully.

Correct Answer: B

Section: (none)

Explanation

Explanation/Reference:

Explanation:

Information about the state of in-flight messages is held on storage queues that are controlled by WebSphere MQ, so you must install WebSphere MQ on the same computer as your integration node if you want to use the capabilities provided by the TimeoutControl node.

References: https://www.ibm.com/support/knowledgecenter/SSMKHH_10.0.0/com.ibm.etools.mft.doc/bc28150.htm

QUESTION 13

While developing a REST API what node should a developer use to receive messages?

- A. MQInput Node
- B. JMSInput Node
- C. HTTPInput Node
- D. SOAPInput Node

Correct Answer: C

Section: (none)

Explanation

Explanation/Reference:

Explanation:

Each resource in the REST API has a set of operations that can be called by an HTTP client. An operation in a REST API has a name and an HTTP method (such

as GET, POST, or DELETE).

Use the HTTPInput node to receive an HTTP message from an HTTP client for processing by a message flow.

References: https://www.ibm.com/support/knowledgecenter/en/SSMKHH_10.0.0/com.ibm.etools.mft.doc/bi12017_.htm

QUESTION 14

An Integration Server contains a shared library with a common error handling routine. The shared library is redeployed with an updated error handling routine with some new logging. When will the applications that use the shared library start using the updated routine?

- A. Immediately.
- B. When the Integration Node is restarted.
- C. When the Integration Server is restarted.
- D. After each application that uses the shared library is redeployed.

Correct Answer: A

Section: (none)

Explanation

Explanation/Reference:

Explanation:

If a shared library is updated, the changes are immediately visible to all referencing applications.

If you want to deploy and manage just one copy of those common resources, use a shared library. A shared library can be deployed directly to an integration server. Any application can reference the resources in that deployed shared library.

References: https://www.ibm.com/support/knowledgecenter/en/SSMKHH_10.0.0/com.ibm.etools.mft.doc/bc23066_.htm

QUESTION 15

Which statement regarding security profiles is true?

- A. Multiple security providers cannot be created in one security profile.
- B. A security profile can be created for LDAP or a WS-Trust V1.3 STS.
- C. The command `mqsichangeconfigurable-service` can be used to change a security profile.
- D. If WS-Trust v1.3.STS is selected for more than one operation, the WS-Trust URL must be different and unique for each of the operations.

Correct Answer: B

Section: (none)

Explanation

Explanation/Reference:

Explanation:

You can create a security profile for use with Lightweight Directory Access Protocol (LDAP) or a WS-Trust V1.3 compliant security token server (STS), such as Tivoli Federated Identity Manager (TFIM) V6.2. Support is also provided for TFIM V6.1, for compatibility with previous versions of IBM Integration Bus. You can create the security profile by using either the `mqsicreateconfigurablesevice` command or an editor in the IBM Integration Explorer.

References: https://www.ibm.com/support/knowledgecenter/en/SSMKHH_9.0.0/com.ibm.etools.mft.doc/ap04170_.htm

QUESTION 16

The format of a policy UPL is `apiv1/policy/MQTTSubscribe/Test`. What policy has the developer created?

- A. MQTTSubscribe Policy 1
- B. MQTTSubscribe Policy Test
- C. MQTTSubscribe Policy apiv1
- D. MQTTSubscribe Policy policy

Correct Answer: B

Section: (none)

Explanation

Explanation/Reference:

Explanation:

The format of a policy URL is `/apiv1/policy/policy type/policy name`. For example, `/apiv1/policy/MQTTSubscribe/Policy1`.

References: https://www.ibm.com/support/knowledgecenter/en/SSMKHH_10.0.0/com.ibm.etools.mft.doc/bi62100_.htm

QUESTION 17

A message flow is started with JMSInput node and no Message Domain is specified. The flow received an input message of type `TextMessage` with no `JMSType` header included. What would the default message domain be as the message is propagated out of the node?

- A. XML
- B. BLOB
- C. XMLNSC
- D. JMSStream

Correct Answer: B

Section: (none)

Explanation

Explanation/Reference:

The Message domain is used to parse the message. If the field is blank then the default is BLOB.

References: https://www.ibm.com/support/knowledgecenter/en/SSMKHH_9.0.0/com.ibm.etools.mft.doc/ac24820_.htm

QUESTION 18

What are two options for creating an MQEndpoint policy? (Select 2.)

- A. Use the BAR file editor.
- B. Use Integration Bus Explorer.
- C. Use the `mqsicreatepolicy` command.
- D. Use the `mqsattachpolicy` command.
- E. Use the Integration Bus web user interface.

Correct Answer: CE

Section: (none)

Explanation

Explanation/Reference:

You can use the following tools to create, attach, and manage MQEndpoint policies:

- Command line

To create a policy, use the `mqsicreatepolicy` command. For more information, see [Creating and importing policies](#).

- Web user interface (UI)
- IBM Integration Toolkit
- Representational State Transfer (REST) application programming interface (API)

References: https://www.ibm.com/support/knowledgecenter/en/SSMKHH_10.0.0/com.ibm.etools.mft.doc/bi62102_.htm

QUESTION 19

What can the DatabaseInput node be configured to do?

- A. Insert data in a database.
- B. Update data in a database.
- C. Update the local environment tree.
- D. Retrieve data from a database.

Correct Answer: D

Section: (none)

Explanation

Explanation/Reference:

Explanation:

Use the DatabaseInput node to detect events recorded in a database, and to retrieve the data affected by those events.

References: https://www.ibm.com/support/knowledgecenter/en/SSMKHH_9.0.0/com.ibm.etools.mft.doc/bc34041_.htm

QUESTION 20

Which statement about the .NETCompute Node is true?

- A. The exception is propagated through a predefined output terminal.
- B. .NETCompute node does not support dynamic terminal. All terminals are predefined.
- C. The message assembly contains four trees to represent the message, the environment, the local environment and the exception list.
- D. Only when the message needs to be transformed through the .NETCompute node, an Evaluate method is needed. In the case of the message pass-through, there is no need for an Evaluate method.

Correct Answer: A

Section: (none)

Explanation

Explanation/Reference:

Explanation:

The Failure Terminal is the output terminal to which the input message is routed if an unhandled exception occurs during the computation.

Incorrect Answers:

B: Zero or more dynamic output terminals can be created to support message routing.

D: The Evaluate() method must always be overridden and is automatically implemented by the Message Broker Project template.

References: https://www.ibm.com/support/knowledgecenter/en/SSMKHH_9.0.0/com.ibm.etools.mft.doc/bc16270_.htm

QUESTION 21

A developer has used version and keyword information to keep track of the different Integration solutions being developed. What command is used to display this information?

- A. mqsilist
- B. mqsireadbar
- C. mqsiversion
- D. mqsiservice

Correct Answer: B

Section: (none)

Explanation

Explanation/Reference:

Use the mqswireadbar command to read a deployable BAR file and identify its defined keywords.

The command displays the version of the command that is being run (either IBM Integration Toolkit or runtime environment), before all other response data:
BIP1052I: Reading BAR File using runtime mqswireadbar

Incorrect Answers:

A: Use the mqsilist command to list installed brokers and their associated resources.

References: https://www.ibm.com/support/knowledgecenter/en/SSMKHH_9.0.0/com.ibm.etools.mft.doc/an26160_.htm

QUESTION 22

Which statement about the XSLTransform node is true?

- A. The output of an XSLTransform node is always structured in XML.
- B. The XSLTransform node can transform a binary input message into an XML message.
- C. In the XSLTransform node, external functions can be called to enrich the transformation.
- D. The XSLTransform node can sort the data using the rules defined in the XSLT style sheet.

Correct Answer: D

Section: (none)

Explanation

Explanation/Reference:

Explanation:

Use the XSLTransform node (formerly known as the XMLTransformation node) to transform an input XML message into another format using XSLT style sheets and to set the message domain, message set, message type, and message format for the generated message. It is imperative that the data can be parsed into an XML message. The style sheet, using the rules that are defined in it, can perform the following actions:

- Sort the data
- Select data elements to include or exclude based on some criteria
- Transform the data into another format

Incorrect Answers:

B: Use the XSLTransform node to transform an XML message to another form of message.

References: https://www.ibm.com/support/knowledgecenter/en/SSMKHH_10.0.0/com.ibm.etools.mft.doc/ac34058_.htm

QUESTION 23

While processing messages in a message flow, Java exceptions are encountered. Where should more details on these Java exceptions be found?

- A. syslogs
- B. Trace Node output
- C. Integration Node stderr and stdout
- D. Integration Server stderr and stdout

Correct Answer: A

Section: (none)

Explanation

Explanation/Reference:

Explanation:

When a node in a message flow throws an exception this is assigned a BIP number. As the exception is propagated up the flow, possibly being processed by various exception handling routines attached to the catch terminal of nodes it may be "wrapped" in several outer exceptions. This forms a "stack" of exceptions known as an ExceptionList.

If an exception reaches an input node without being handled by any branch of the flow then the input transaction is rolled back and each message in the ExceptionList is output to the syslog.

References: <https://developer.ibm.com/integration/docs/ibm-integration-bus/troubleshooting/diagnostic-tools/>

QUESTION 24

How does a developer assign Pattern properties from a message flow?

- A. By selecting the Pattern Target properties from any node any message flow.
- B. Pattern properties must be configured in a Pattern Authoring project before selecting targets.
- C. All properties in a message flow must be tagged for the Pattern Authoring Project to identify them.
- D. By adding a reference all the Node properties are automatically exposed to the Pattern Authoring Project.

Correct Answer: B

Section: (none)

Explanation

Explanation/Reference:

References: https://developer.ibm.com/integration/wp-content/uploads/sites/25/2015/02/IIB9000_Pattern_Auth5_Customisation.pdf

QUESTION 25

How can end-to-end transactionality be achieved in a SOAP message flow?

- A. By selecting transaction Yes for JMS binding.

- B. By having the SOAP call interact with a database transaction.
- C. By having persistent sessions with SOAP over HTTP binding.
- D. Interactions between SOAP operations must implement SOAP fault messages.

Correct Answer: D

Section: (none)

Explanation

Explanation/Reference:

QUESTION 26

What is one method to keep the cache clean in IBM Integration Bus?

- A. Define a timeout parameter in the Policy file.
- B. Use the MbGlobalMapSeccionPolicy class to expire the Global Cache variable.
- C. Set up an external process to check the variables that have not been modified in a speculated amount of time and remove them.
- D. Use `remove()` on the MbGlobalMap class. In case of a catastrophic crash of the node, the cache will detect this and remove the variable implicitly.

Correct Answer: A

Section: (none)

Explanation

Explanation/Reference:

Explanation:

When you get an MbGlobalMap object, you can specify how long the data remains in the global cache before it is removed automatically. This time is known as the time to live and is counted from when that map entry is last updated.

By default, the time to live is set to zero so that the data is never removed. To set a specific time to live, create a session policy, which you can reference from the MbGlobalMap object.

References: https://www.ibm.com/support/knowledgecenter/en/SSMKHH_9.0.0/com.ibm.etools.mft.doc/bc23801_.htm

QUESTION 27

What is the result of the command `mqsisetdbparms -n DB2_1 -u test -p test123`?

- A. Creates a security identity for DB2_1.
- B. Sets the database parameters test and test123 for DB2_1.
- C. Connects to the database DB2_1 with user test and password test123.

D. Creates service userId “test” and password “test123” for the Integration node “DB2_1”.

Correct Answer: A

Section: (none)

Explanation

Explanation/Reference:

Explanation:

Use the mqsisetdbparms command to associate a specific user ID and password (or SSH identity file) with one or more resources that are accessed by the broker.

References: https://www.ibm.com/support/knowledgecenter/en/SSMKHH_9.0.0/com.ibm.etools.mft.doc/an09155_.htm

QUESTION 28

In configurable services that have the UserDefined type, which node is used to read and modify properties dynamically at run time?

- A. PHP node
- B. Mapping node
- C. Compute node
- D. Java Compute node

Correct Answer: D

Section: (none)

Explanation

Explanation/Reference:

Explanation:

Use the CMP in a JavaCompute node to query, set, create, and delete properties dynamically at run time in configurable services that you have defined with type UserDefined.

References: https://www.ibm.com/support/knowledgecenter/en/SSMKHH_9.0.0/com.ibm.etools.mft.doc/be43730_.htm

QUESTION 29

The security team has informed the Integration Bus developers that they need to start using SSL when using the web user interface. Administration security is still disabled. What does the developer need to do to now access the web user interface?

- A. Change the URL used to the new port being used by HTTPS.
- B. Setup a keystore on the queue manger, import the private key and then change the URL used to the new port being used by HTTPS.
- C. Have the administrator use the mqsiwebuseradmin command to create a new web user and then change the URL used to the new port being used by HTTPS.

- D. Turn on administration security, have the administrator use the `mqswebuseradmin` command to create a new web user and then change the URL used to the new port being used by HTTPS.

Correct Answer: B

Section: (none)

Explanation

Explanation/Reference:

Explanation:

To enable access to broker resources through the web user interface, configure the IBM Integration Bus web user interface server.

If you are using HTTPS, run the following command:

```
mqsichangeproperties brokerName
```

```
-b webadmin -o HTTPSConnector -n port,keystoreFile,keystorePass
```

```
-v portValue,fileName,password
```

- brokerName is the name of your broker.

- portValue is the HTTPS port value that you want to use for the web user interface.

- fileName is your keystore file.

- password is the password for the keystore file.

References: IBM Integration Bus 9.0.0 Administering, page 128

http://public.dhe.ibm.com/software/integration/integrationbus/docs/V9.0/iib_v9r0_admin.pdf

QUESTION 30

Which node can be used to capture failures for a sequence of nodes?

- A. Trace Node
- B. Collector Node
- C. TryCatch Node
- D. Passthrough Node

Correct Answer: C

Section: (none)

Explanation

Explanation/Reference:

Explanation:

If you do not wire a Failure terminal, a failure in the node is converted into an exception which is thrown from the node.

You can also use the Trace node to provide information in error handling in your message flows. For example, you can use this node to record failures in processing because of errors in the content or format of a message.

You can prevent the transaction from being rolled back, and control the extent to which message changes are reversed, by including a TryCatch node in your message flow. If an exception is thrown beyond the Try terminal of the TryCatch node, then an exception list is propagated to the node's Catch terminal. The inflight message reverts to the state it was in before it reached the TryCatch node.

Most message flow nodes have a Catch terminal. These nodes are typically at the start of a transaction, where an uncaught exception would cause a rollback. In these nodes, the Catch terminal behaves as though a TryCatch node was wired directly to the Out terminal. Use the Catch terminal to handle any exceptions that are thrown beyond the message flow node. Wire the Failure terminal to handle errors within the node itself.

References: https://www.ibm.com/support/knowledgecenter/en/SSMKHH_10.0.0/com.ibm.etools.mft.doc/ac00410_.htm

QUESTION 31

On a Linux system, trace node is configured with Destination set to a file. The trace node should be executed if a message processes successfully. A message is processed through the Integration flow successfully but no file is written. How can the problem be determined?

- A. This error only happens if the file system is full.
- B. Check the console logs (stderr/stdout) for any errors.
- C. The only way to debug this problem is to start the flow debugger.
- D. Check the local system error logs to see if there were any errors encountered while writing to the trace node output file.

Correct Answer: D

Section: (none)

Explanation

Explanation/Reference:

Note: Set the destination of the trace record that is written by the node to User Trace, Local Error Log, or File.

References: https://www.ibm.com/support/knowledgecenter/en/SSMKHH_10.0.0/com.ibm.etools.mft.doc/ag66270_.htm

QUESTION 32

Which command is used to display the version of all the installed components?

- A. mqsilist
- B. iib verify
- C. mqsiversion
- D. iib version

Correct Answer: D

Section: (none)

Explanation

Explanation/Reference:

Explanation:

The `iib version` command displays the version level of all the build components in the IBM Integration Bus installation.

References: https://www.ibm.com/support/knowledgecenter/en/SSMKHH_10.0.0/com.ibm.etools.mft.doc/bn13501_.htm

QUESTION 33

Which statement is a reason to use external eXtreme Scale data cache with IBM Integration Bus?

- A. The data cache must be Highly-Available within a data center.
- B. The data cache must be shared across multiple Integration Nodes.
- C. The data cache must be shared across multiple Integration Servers.
- D. Data replication across data centers is required for Continuous Availability.

Correct Answer: C

Section: (none)

Explanation

Explanation/Reference:

Explanation:

Choose an external grid if you have any of the following requirements:

You have an architectural preference for the cached data not to be placed in the integration servers themselves.

You want to separate the availability of the cache from the availability of the integration servers.

You need an enterprise cache, with multiple applications (other than IBM Integration Bus) that are accessing the data.

You have (or want) sophisticated, or custom, tools to manage the cache.

The cache needs to span multiple data centers for disaster recovery.

You need to configure the grid for specific capabilities that are not supported by the embedded global cache.

References: https://www.ibm.com/support/knowledgecenter/SSMKHH_9.0.0/com.ibm.etools.mft.doc/bn23733_.htm

QUESTION 34

Which statement is true regarding IBM Integration Bus (IIB) integration with Business Process Manager (BPM)?

- A. IIB can only communicate with BPM through SOAP messages.
- B. A BPM integration service can be added as an operation to an existing IIB service.
- C. After a BPM integration service is created, the business logic flow can be added before it is imported into IIB.
- D. A BPM integration service definition must be exported from a BPM Toolkit in order for it to be imported into IIB.

Correct Answer: D

Section: (none)

Explanation

Explanation/Reference:

Explanation:

Complete the following high-level steps to create a BPM integration service that interoperates with an IBM Integration Bus integration service.

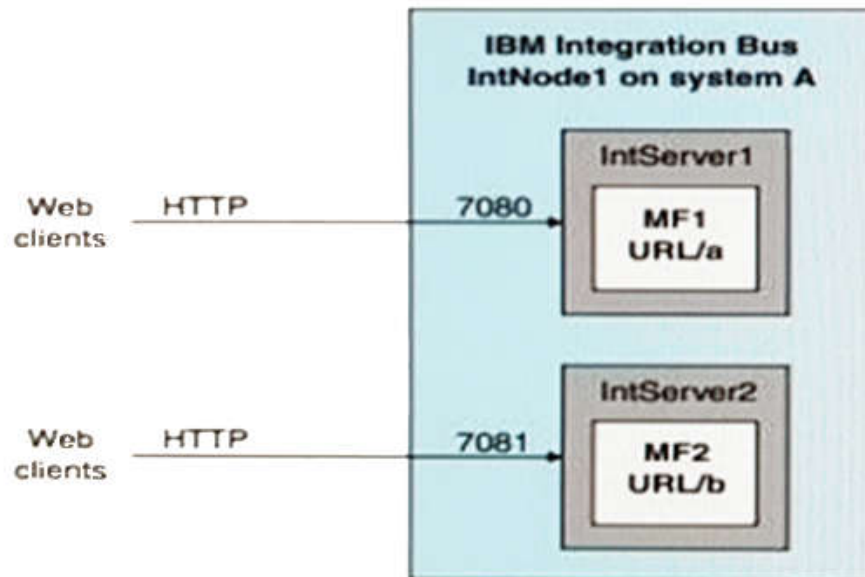
1. Create the BPM integration service definition.
2. Create a BPM toolkit, add the integration service definition, and export the toolkit from BPM as an export .twx file..
3. Use the export .twx file to create an IBM Integration Bus integration service.
4. Complete the integration of the IBM Integration Bus integration service in BPM.

References: https://www.ibm.com/support/knowledgecenter/en/SSMKHH_9.0.0/com.ibm.etools.mft.doc/bc49060.htm

QUESTION 35

Two different sets of applications are deployed to Integration Server 1 and Integration Server 2 respectively, as shown in the image below.

What is the advantage of using the Integration Server embedded HTTP listener to the Integration Node listener?



- A. Failover
- B. Load balancing
- C. Better throughput

D. Single IP address for HTTP clients to use

Correct Answer: B

Section: (none)

Explanation

Explanation/Reference:

Explanation:

Each connector has its own assigned port, which is allocated from a range of numbers, as required. The default range for the HTTPConnector is 7800 - 7842; the default range for the HTTPSConnector is 7843 - 7884. The first integration server to start an embedded listener is allocated port 7800, the second is allocated 7801, and so on.

If you deploy a message flow to multiple integration servers, the port number is incremented by one for each successive deployment. Assume that no embedded listeners have as yet been started for these integration servers. In this case, the message flow that is deployed to the first integration server receives requests on port 7800. The next message flow uses port 7801, and so on, up to the specified limit of 7842. In this scenario, you typically use an intermediary router that listens on one port, then distributes the requests across the range of ports that you are using.

References: https://www.ibm.com/support/knowledgecenter/en/SSMKHH_10.0.0/com.ibm.etools.mft.doc/bc43700_.htm

QUESTION 36

What is one to set the flow debugger port?

- A. Use the `mqsichangebroker` command to set the debug port.
- B. Use the `mqsichangedebugport` command to set the debug port.
- C. In the IBM Integration Bus Toolkit set the debug port in the Preferences.
- D. In the IBM Integration Bus Toolkit right-click on the Integration Server and set the debug port.

Correct Answer: C

Section: (none)

Explanation

Explanation/Reference:

Explanation:

Before you can debug a message flow, you must configure and enable the flow debug port. The flow debug port is also known as the Java debug port, and the JVM debug port.

Use the IBM Integration Explorer, or IBM Integration Toolkit to set the flow debug port value to enable the flow debugger to be connected to an integration server.

Note:

Using the IBM Integration Toolkit

1. Select the broker with which you want to work in the Integration Nodes view.
2. Right-click the integration server which you want to work, and click Launch Debugger. If the flow debug port is already configured, the port number is displayed

in the Enable window.

3. To change the flow debug port, click Configure.
4. Set a port number for the debug port. The port number must be a number that is not already in use.
5. Click OK. The integration server is stopped and restarted, and the flow debug port is configured to use the specified port.
6. If you want to continue to attach the debugger to the integration server for debugging, click OK. To exit the Enable window without attaching the debugger, click Cancel.

To start debugging your message flows, switch to the Debug perspective. Right-click the integration server, and click Terminate Debugger to stop debugging on the selected integration server.

References: https://www.ibm.com/support/knowledgecenter/en/SSMKHH_9.0.0/com.ibm.etools.mft.doc/be10260_.htm

QUESTION 37

Which is true regarding MQ topology options for IBM Integration Bus?

- A. Only local bindings to MQ Queue Managers are supported for the MQInput node.
- B. MQ is an optional component that is not required unless using MQ transport nodes.
- C. There is a one to one relationship required between MQ Queue Manager and Integration Node.
- D. MQ can be used to create flexible connection topologies.

Correct Answer: D

Section: (none)

Explanation

Explanation/Reference:

You can use WebSphere MQ to create flexible connection topologies from the different connectivity options.

References: https://www.ibm.com/support/knowledgecenter/en/SSMKHH_10.0.0/com.ibm.etools.mft.doc/ac25961_.htm

QUESTION 38

Which statement about the DFDL parser and domain is true?

- A. The DFDL parser is not an on-demand parser.
- B. DFDL domain is not intended for general text and binary message formats.
- C. DFDL domain is intended for parsing and writing XML or JSON formatted messages.
- D. The DFDL parser interprets a bit stream by using grammar defined in a DFDL schema file.

Correct Answer: A

Section: (none)

Explanation

Explanation/Reference:

Explanation:

The DFDL parser is model-driven.

Incorrect Answers:

B: IBM Integration Bus provides support for a DFDL domain. The DFDL domain can be used to parse and write a wide variety of message formats, and is intended for general text and binary message formats, including industry standards.

References: https://www.ibm.com/support/knowledgecenter/en/SSMKHH_9.0.0/com.ibm.etools.mft.doc/bc40130_.htm

QUESTION 39

A flow started from an MQInput Node has multiple database interactions from Compute, Java Compute and Map Nodes. All relevant node transactional properties are set to automatic. XA is not configured.

Where are the transactions committed in the flow?

- A. Both databases and the MQ transactions are committed at the end of the flow.
- B. MQ transactions are committed at the end of the flow but each database interaction is committed as the message is propagated from the Out terminal.
- C. Since there is only one MQ Node the MQ transaction is committed while propagating from the Out terminal of the MQInput Node and all the database interactions are committed at the end of the flow.
- D. Each of the nodes mentioned has a Transaction property to determine the transactional nature of the node and is always committed when propagating from the Out terminal independent of any other Nodes in the flow.

Correct Answer: D

Section: (none)

Explanation

Explanation/Reference:

References: https://www.ibm.com/support/knowledgecenter/en/SSMKHH_10.0.0/com.ibm.etools.mft.doc/ac00390_.htm

QUESTION 40

Which destination can a trace node output not to be written to?

- A. File
- B. Console
- C. User Trace
- D. Local Error Log

Correct Answer: B

Section: (none)

Explanation

Explanation/Reference:

Explanation:

The destination of the trace record that is written by the node. The Destination refers to the computer that hosts the broker on which the Trace node is deployed:

- To write the trace record to a file of your choice, select File.
- To write the trace record to the system-generated user trace log, select User Trace.
- To write the trace record to the local system error log, select Local Error Log.

References: https://www.ibm.com/support/knowledgecenter/en/SSMKHH_9.0.0/com.ibm.etools.mft.doc/ac04840_.htm

QUESTION 41

Which terminal is wired to check for any exceptions within the node?

- A. In Terminal
- B. Error Terminal
- C. Throw Terminal
- D. Failure Terminal

Correct Answer: D

Section: (none)

Explanation

Explanation/Reference:

The Failure Terminal is the output terminal to which the input message is routed if an unhandled exception occurs during the computation.

When a message flow node that has a Failure terminal detects an internal error, it propagates the message to that terminal. If it does not have a Failure terminal, or the Failure terminal is not connected, the integration node generates an exception.

References:

https://www.ibm.com/support/knowledgecenter/en/SSMKHH_10.0.0/com.ibm.etools.mft.doc/ac00412_.htm

QUESTION 42

Which of the following statement regarding the SAPInput Node is true?

- A. DFDL domain can be used to model ALE configuration and IDocs.
- B. The SAPInput Node must always be paired with the SAPReply Node in the same message flow.
- C. When the processing in the message flow is done, the SAPReply Node opens a new connection to the SAP program and send the response back to SAP.
- D. When a listener receives a call from SAP in synchronous mode, it blocks processing until the message can be picked up by an available message flow instance that contains the SAPInput Node.

Correct Answer: D

Section: (none)

Explanation

Explanation/Reference:

Explanation:

You can improve performance by configuring the number of listeners on the adapter and the number of additional instances on the message flow to prevent delays when processing synchronous calls from SAP.

When the listener receives a call from SAP, it blocks processing until a message flow instance that contains the SAPInput node is available. When a message flow instance has become available, and has started to process the import parameters, the listener again blocks processing until a message that contains the export parameters is propagated to an SAPReply node.

Incorrect Answers:

B: You can use a SAPReply node in the same message flow as an SAPInput node, or in a different flow from an SAPInput node. The SAPReply node must be deployed in the same integration server as the SAPInput node.

References: https://www.ibm.com/support/knowledgecenter/en/SSMKHH_9.0.0/com.ibm.etools.mft.doc/bc22040_.htm

QUESTION 43

An IBM Integration Bus Administrator has configured the configurable services DataCaptureStore, DataCaptureSource and DataDestination and ensured the WebUI users are setup correctly. However, when running messages through the Integration flow, nothing gets recorded into the database. What could be the missing step in the configuration of the message flow?

- A. The Integration flow was not started.
- B. The Integration flow was not deployed.
- C. The monitoring events were not created/enabled.
- D. The recording was not enabled using the command `mqsichangeflowrecording`.

Correct Answer: C

Section: (none)

Explanation

Explanation/Reference:

To configure monitoring on a message flow to emit events for capture, use one of the following methods.

- Configure and enable event sources, and activate monitoring for the message flow, by completing the steps in Business-level monitoring.
- Configure monitoring event sources by using the sample monitoring profile that is provided at `install_dir/sample/RecordReplay/basicMonitoringProfile.xml`.

References: https://www.ibm.com/support/knowledgecenter/en/SSMKHH_9.0.0/com.ibm.etools.mft.doc/bj23700_.htm

QUESTION 44

How should a Developer move an IBM Integration Bus installation and its components to another physical location?

- A. Uninstall and reinstall in the required location.
- B. Copy and paste the associated files to required location.
- C. Use the `mqsimigratecomponents` command.
- D. Use the `mqsibbackupbroker` and `mqsirestorebroker` command.

Correct Answer: D

Section: (none)

Explanation

Explanation/Reference:

The `mqsirestorebroker` command restores the broker configuration from a backup file that you have created by using the `mqsibbackupbroker` command. You can restore a broker only on a computer that has an identical configuration; the operating system must be at the same level, and the broker and queue manager names must be identical.

References: https://www.ibm.com/support/knowledgecenter/en/SSMKHH_9.0.0/com.ibm.etools.mft.doc/bn43000_.htm

QUESTION 45

In what format does the Flow Exercise save the message processed through the integration flow?

- A. XML
- B. BLOB
- C. Same format as the input message
- D. Gives user a choice to save it in user-preferred format

Correct Answer: A

Section: (none)

Explanation

Explanation/Reference:

QUESTION 46

Which type of container can allow for runtime isolation, ensuring that updates to one group of deployed resources do not affect another group?

- A. Application
- B. MessageSet
- C. Shared Library

D. Dynamic Library

Correct Answer: A

Section: (none)

Explanation

Explanation/Reference:

Explanation:

Applications provide runtime isolation whereby resources inside the application are not visible to other resources, such as message flows, libraries, or other applications that are running outside the application. Consider using applications if you need to ensure that updates to one group of deployed resources do not affect another group. For example, use an application when you want to control which flows pick up the latest version of an ESQL module.

References: https://www.ibm.com/support/knowledgecenter/en/SSMKHH_9.0.0/com.ibm.etools.mft.doc/bc23060_.htm

QUESTION 47

Which node supports the propagation of an LTPA v2 token in IBM Integration Bus?

- A. MQOutput
- B. HTTPRequest
- C. SCAAsyncRequest
- D. SOAPAsyncRequest

Correct Answer: D

Section: (none)

Explanation

Explanation/Reference:

LTPA v2 tokens are supported for propagation by the following nodes:

SOAPRequest

SOAPAsyncRequest

References: https://www.ibm.com/support/knowledgecenter/en/SSMKHH_9.0.0/com.ibm.etools.mft.doc/ap04050_.htm

QUESTION 48

A developer is migrating SOA based applications to IBM Integration Bus Toolkit. There are existing WSDL files that are available to the developer. Which solution type should the developer select?

- A. Application
- B. Integration Project
- C. Integration Service

D. Pattern Authoring Project

Correct Answer: C

Section: (none)

Explanation

Explanation/Reference:

Explanation:

You can define a service interface and implement its operations to create an integration service based on WSDL in IBM Integration Bus.

Note: To create an integration service based on existing WSDL, complete the following steps:

1. Open the New Integration Service wizard by using one of the following methods:
2. Enter a name for the integration service, and optionally a description.
3. Select Create a service interface by selecting an existing WSDL file, and click Next.
4. Select existing WSDL from your workspace, or from an external location, and click Next.
5. Select the WSDL bindings to import, and click Next to view any warnings, or click Finish. You can import only a SOAP over HTTP binding. An integration service is created with the operations defined in the imported WSDL, and is shown in the service editor. You can expand the integration service in the Application Development view to view operations and associated resources.
6. Implement the operations that are defined in your service interface

References: https://www.ibm.com/support/knowledgecenter/en/SSMKHH_9.0.0/com.ibm.etools.mft.doc/bc19314_.htm

QUESTION 49

How does IBM Integration Bus allow for the debugging of Pattern Projects?

- A. Create a run configuration in eclipse since there is no default support in the Pattern Editor.
- B. The Pattern Project is deployed to the Integration Server similar to any application and debugged from the server.
- C. The Debug Pattern support in the Pattern Editor builds and launches the pattern plugin in a new Toolkit instance and stops at any breakpoints in the Java code.
- D. The eclipse Run Configuration support is incompatible with the Pattern Project. The only way to test the project is to generate the plugin and install it in a separate installation of the Toolkit in a different node.

Correct Answer: B

Section: (none)

Explanation

Explanation/Reference:

Note: The Visual Flow Debugger is implemented as an extension to the Eclipse Java debugger, so this means that if you step into a Java Compute Node, and you have the source available in your workspace you can use all the facilities of the Java debugger including viewing the content of variables during message flow execution.

References: <https://developer.ibm.com/integration/docs/ibm-integration-bus/troubleshooting/diagnostic-tools/>

QUESTION 50

Several applications in an organization use a common Java library, `common.jar`. Two applications App1 and App2 have their own shared libraries `shlib1.jar` and `shlib2.jar` that reference `common.jar`. Which deployment method allows for the most reuse of the Java Library?

- A. Deploy all the jar files as static libraries.
- B. Deploy all the jar files as part of the applications.
- C. `common.jar` deployed as a shared library along with the `shlib1.jar` and `shlib2.jar` as shared libraries.
- D. `shlib1.jar` and `shlib2.jar` must now be deployed as static libraries and `common.jar` as a shared library.

Correct Answer: D

Section: (none)

Explanation

Explanation/Reference:

Explanation:

Consider a scenario when you want to develop a set of common resources and make them available to multiple applications.

- Shared libraries

If you want to deploy and manage just one copy of those common resources, use a shared library. A shared library can be deployed directly to an integration server. Any application can reference the resources in that deployed shared library. If that shared library is updated, the changes are immediately visible to all referencing applications.

- Static libraries

If you want each application to use a different version of the contained resource, use a static library. Each application that references that static library is deployed with its own private copy of that library. If a static library is updated, each application that references it must be repackaged and redeployed with the updated static library.

References: https://www.ibm.com/support/knowledgecenter/en/SSMKHH_10.0.0/com.ibm.etools.mft.doc/bc23066_.htm

QUESTION 51

In order for a MQEndpoint policy to use a CCDT file, what must be done in addition to setting the `ccdt` property?

- A. Create a configurable service to specify the CCDT file path.
- B. Run the `mqsichangepolicy` command to specify the CCDT file path.
- C. Run the `mqsichangeproperties` command to specify the CCDT file path.
- D. Set the CCDT file path as a BAR file override in any BAR file that uses the MQEndpoint policy.

Correct Answer: C

Section: (none)

Explanation

Explanation/Reference:

Explanation:

If you set the `ccdt` property in an MQEndpoint policy document to use a CCDT file, you must also run the `mqsichangeproperties` command to specify the CCDT file path. Use the following form, where `IBNODE` and `file_path` represent the integration node name, and the path to the CCDT file:

```
mqsichangeproperties IBNODE -o BrokerRegistry -n mqCCDT -v file_path
```

References: https://www.ibm.com/support/knowledgecenter/en/SSMKHH_10.0.0/com.ibm.etools.mft.doc/bi62102_.htm

QUESTION 52

A developer has multiple applications that require different versions of specific resources. How should the different versions of the common resources be stored to allow for this?

- A. Add all common resources to an subflow.
- B. Add all common resources to a static library.
- C. Add all common resources to a shared library.
- D. Add all common resources to an application project.

Correct Answer: B

Section: (none)

Explanation

Explanation/Reference:

Explanation:

Consider using libraries to use different versions of a coherent set of routines and definitions.

If you want each application to use a different version of the contained resource, use a static library. Each application that references that static library is deployed with its own private copy of that library. If a static library is updated, each application that references it must be repackaged and redeployed with the updated static library.

Incorrect Answers:

C: If you want to deploy and manage just one copy of those common resources, use a shared library.

References: https://www.ibm.com/support/knowledgecenter/en/SSMKHH_10.0.0/com.ibm.etools.mft.doc/bc23066_.htm

QUESTION 53

In the RegistryLookup and EndpointLookup nodes, there are three JNDI related configuration properties: `connectionFactoryName`, `initialContextFactory` and `locationJNDIBinding`. What are these configuration properties used for?

- A. To define the JMS entries for cache notification.

- B. To specify where the result of the query should be saved in JNDI.
- C. To specify how to access WebSphere Service Registry and Repository (WSRR) in order for the nodes to submit a query.
- D. To define the location of the administrative objects for the WebSphere Service Registry and Repository (WSRR).

Correct Answer: C

Section: (none)

Explanation

Explanation/Reference:

Explanation:

The WebSphere Service Registry and Repository (WSRR) is a central repository of entities. The WebSphere Service Registry and Repository (WSRR) is a central repository of entities.

Use the WSRR nodes (the RegistryLookup and EndpointLookup nodes) to create message flows that retrieve data dynamically from WSRR. Use the WSRR nodes (the RegistryLookup and EndpointLookup nodes) to create message flows that retrieve data dynamically from WSRR. Use the EndpointLookup node to submit queries for Web service endpoints.

References: https://www.ibm.com/support/knowledgecenter/en/SSMKHH_9.0.0/com.ibm.etools.mft.doc/ac56060_.htm

QUESTION 54

How can a developer set the maximum number of messages processed by a message flow in the flow exerciser?

- A. Set in the Web UI.
- B. Set in the Toolkit Preferences.
- C. Use the command `mqsichangeproperties`.
- D. Set the number of additional instances for the message flow.

Correct Answer: D

Section: (none)

Explanation

Explanation/Reference:

Explanation:

If the number of message instances that are captured exceeds the number that is configured in the preferences, you are prompted to choose whether to view the configured number of recorded messages, or whether to view all the recorded messages:

- If you opt to view the configured maximum number of recorded messages, you might not see whole sequences of messages.
- If you opt to view all the messages, there might be a performance impact.

References: https://www.ibm.com/support/knowledgecenter/en/SSMKHH_10.0.0/com.ibm.etools.mft.doc/rt26110_.htm

QUESTION 55

Application data that comes from a C or COBOL application, or consists of fixed-format binary data should belong to which message domain?

- A. MIME domain
- B. DFDL domain
- C. SOAP domain
- D. DataObject domain

Correct Answer: B

Section: (none)

Explanation

Explanation/Reference:

Explanation:

The following list contains some examples of the message domains used in IBM Integration Bus:

XMLNSC – for XML documents

DFDL – for general text or binary data streams including industry standards

JSON – for JSON documents

DataObject – for data without a stream representation

References: https://www.ibm.com/support/knowledgecenter/en/SSMKHH_9.0.0/com.ibm.etools.mft.doc/bd40460_.htm

QUESTION 56

What is one way to check what a BIP2308E error means?

- A. Enable a trace
- B. Run flow exerciser
- C. Run the command `mqrc 2308`
- D. Run the command `mqsixplain 2308`

Correct Answer: D

Section: (none)

Explanation

Explanation/Reference:

Explanation:

The `mqsixplain` command returns the full details of a runtime BIP message that you specify, including the user response and explanation sections.

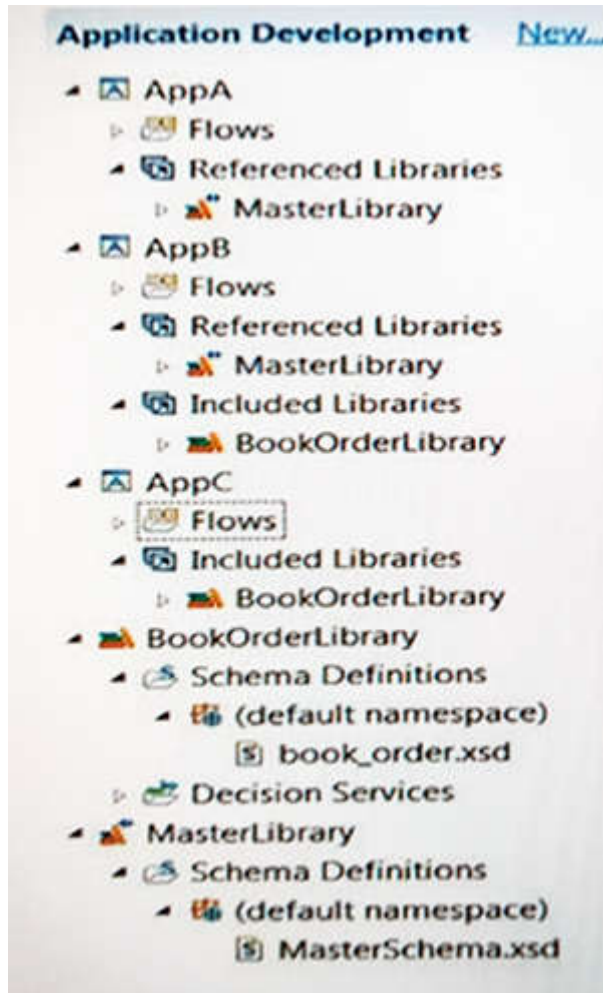
The following example is used to display the full content of error message BIP7152:

`mqsixplain 7152`

References: https://www.ibm.com/support/knowledgecenter/en/SSMKHH_9.0.0/com.ibm.etools.mft.doc/bn23805_.htm

QUESTION 57

Given the following set of applications and libraries, which are all deployed to the same Integration Server, what must be done to provide a new version of the MasterSchema.xsd file to AppA and AppB?



- A. Deploy the new version of the MasterSchema.xsd file to the Integration Server.
- B. Place the new version of MasterSchema.xsd in the MasterLibrary and deploy the MasterLibrary to the Integration Server.
- C. Place the new version of MasterSchema.xsd in the MasterLibrary and then redeploy the AppA and AppB applications to the Integration Server.
- D. Place the new version of MasterSchema.xsd directly in AppA and AppB and then redeploy the AppA and AppB applications to the Integration Server.

Correct Answer: A

Section: (none)

Explanation

Explanation/Reference:

Explanation:

If you update and redeploy a shared library, all applications that reference that shared library see the updates automatically.

Note: If you update a static library, you must repackage and redeploy each application that references that library, unless applications need to use different versions of that library.

References: https://www.ibm.com/support/knowledgecenter/en/SSMKHH_10.0.0/com.ibm.etools.mft.doc/bc23066_.htm

QUESTION 58

What is the result of the command: `mqsiapplybaroverride -b will -k Ben -m Ken#maximumRateMsgsPerSec=100?`

- A. It will set the maximumRateMsgsPerSec property on BAR “will” for Integration flow “Ben” in Application “Ken”.
- B. It will configure Workload Management to monitor the maximum message processing rate for an Integration flow.
- C. It will set the maximumRateMsgsPerSec property to 100 on BAR “will” for Integration flow “Ken” in Application “Ben”.
- D. It will configure Workload Management to monitor the maximum amount of time that Integration flow is allowed to process a message.

Correct Answer: C

Section: (none)

Explanation

Explanation/Reference:

Use the `mqsiapplybaroverride` command to replace configurable values in the broker archive (BAR) deployment descriptor with new values that you specify in a properties file.

Syntax

```
>>-mqsiapplybaroverride-- -b --BarFile----->
```

```
>--+-----+--+-----+----->
```

```
'- -k --applicationName-' '- -m --manualOverrides'
```

```
>--+-----+--+-----+--+-----+----->  
'- -o --outputFile-' '- -p --overridesFile-' '- -r -'
```

```
>--+-----+--+-----+-----><  
'- -v --traceFileName-' '- -y --libraryName-'
```

References: https://www.ibm.com/support/knowledgecenter/en/SSMKHH_9.0.0/com.ibm.ertools.mft.doc/an19545_.htm

QUESTION 59

Which optional component is required to enable global transaction support?

- A. CICS
- B. IBM MQ
- C. IBM TXSeries
- D. Third-party transaction manager

Correct Answer: B

Section: (none)

Explanation

Explanation/Reference:

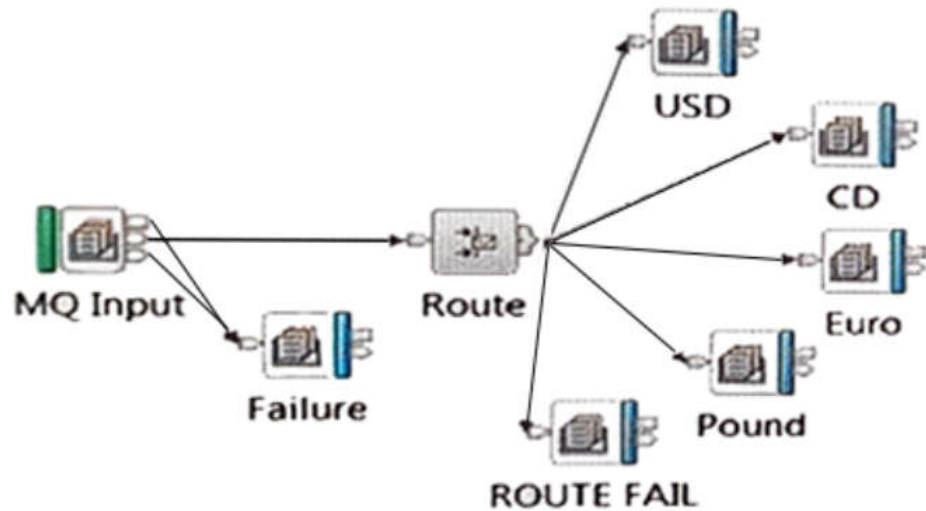
Explanation:

On distributed platforms, the default behavior of the integration node is to manage all message flow transactions by using local transactions (a one-phase commit approach). In many contexts this approach is sufficient, but if your business requires assured data integrity and consistency (for example, for audit reasons, or for financial transactions), you can configure the integration node with a local WebSphere MQ queue manager to manage the message flow transactions as globally coordinated (a two-phase commit approach), by using the XA protocol standard. To globally coordinate transactions, there must be a queue manager specified on the integration node, and that queue manager performs the transaction manager role. The queue manager that is specified on the integration node is used as a globally coordinated resource. Other queue managers cannot participate in the message flow transaction.

References: https://www.ibm.com/support/knowledgecenter/en/SSMKHH_10.0.0/com.ibm.ertools.mft.doc/ae83285_.htm

QUESTION 60

In the following diagram an input message comes in that does not match any of the routing rules. The default terminal of the Route Node is not wired and the failure terminal of the Route node is wired to ROUTE FAIL. Where does the message go?



- A. To the Failure queue.
- B. Nowhere, it is discarded.
- C. To the dead letter queue.
- D. To the ROUTE FAIL queue.

Correct Answer: B
Section: (none)
Explanation

Explanation/Reference:

Explanation:

If the Route node default terminal is left unwired, so that operations are not routed to any export-reply subflow.

References: https://www.ibm.com/support/knowledgecenter/en/SSMKHH_10.0.0/com.ibm.etools.mft.conversion.esb.doc/bm34352_.htm

QUESTION 61

A developer is testing an Integration flow using the Flow Exerciser and finds an error. He tries to debug the flow, but the debugger does not start. What needs to be done to start the flow debugger?

- A. Set the debug port number.
- B. Restart the Integration node.
- C. Restart the Integration Server.
- D. Stop the Flow Exerciser recording.

Correct Answer: D

Section: (none)

Explanation

Explanation/Reference:

Explanation:

If the integration server is in recording mode, you cannot start the Flow debugger. You must stop recording mode on the integration server before the menu option to launch the debugger becomes active.

References: https://www.ibm.com/support/knowledgecenter/en/SSMKHH_10.0.0/com.ibm.etools.mft.doc/ag11186_.htm